












PARTITIONING SYSTEM SPECIFICATION SHEET

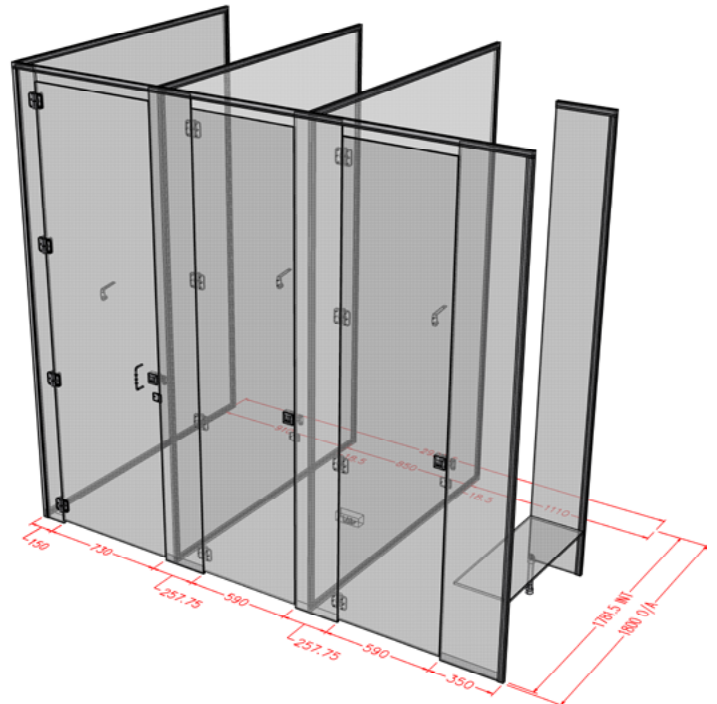
UNISEX / FULL HEIGHT TOTAL PRIVACY

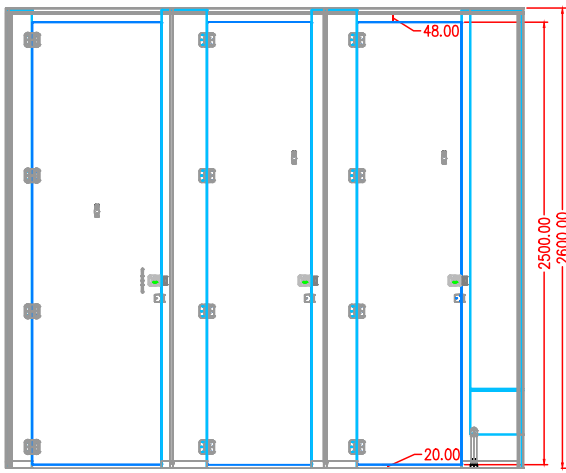
AVAILABLE ONLY IN COMPACT LAMINATE

Available for NSW / ACT / Brisbane - Gold Coast and Surrounding Areas

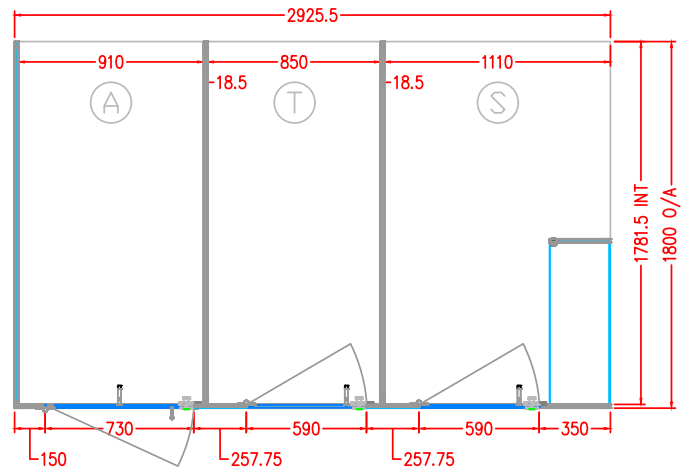
PERFECT OPTION FOR UNISEX:

-  SPORTING AMENITIES
-  SCHOOLS & UNIVERSITIES
-  HOTELS & CLUBS
-  SHOPPING CENTRES
-  GYM CHANGE ROOMS
-  CORPORATE OFFICES
-  END OF TRIP FACILITIES
-  RECREATIONAL FACILITIES
-  UNISEX COMPLIANT





Elevation



Layout

DESIGN FEATURES

- ▶ 4 METLAM MODA CONCEALED SPRING HINGES
- ▶ MODA CONCEALED COAT HOOK
- ▶ SHOWERS COME WITH 2 EXTRA COAT HOOKS
- ▶ PRIVACY BEVEL STANDARD
- ▶ MODA LOCK
- ▶ INDICATOR SET
- ▶ XCEL RUBBER INSERT BUMPER
- ▶ DOOR 20MM FROM FLOOR & 80MM FROM HEADRAIL

BENEFITS

- ▶ EASY TO CLEAN
- ▶ MTO
- ▶ CUSTOM SIZES
- ▶ AVAILABLE AS TOILET OR SHOWER PARTITIONS
- ▶ CLEAN LINES OPTIMIZING A STREAMLINE EFFECT
- ▶ FLOOR MOUNTED INCREASES STRENGTH
- ▶ TOTAL PRIVACY

WARRANTY

- ▶ COMPACT LAMINATE 10 YEARS
- ▶ HARDWARE 12 MONTHS
- ▶ LIFETIME INSTALLATION (IF INSTALLED BY AN INTERLOC REGISTERED INSTALLER)

HARDWARE

- ▶ ALUMINIUM ANGLE FIXING
- ▶ STAINLESS STEEL FIXINGS
- ▶ NATURALLY ANODISED ALUMINIUM EXTRUSION
- ▶ POWDER COATING AVAILABLE UPON REQUEST



Floor Fixing



Floor Fixing



Standard Privacy Bevel



Concealed Moda Spring Hings



Concealed Moda Bumper



Moda Lock and Indicator



Concealed Moda Hat and Coat Hook