











interloc[®]
LOCKERS AND PARTITIONS



PARTITIONING SYSTEM SPECIFICATION SHEET

FULL HEIGHT PARTITIONING SYSTEM

AVAILABLE ONLY IN COMPACT LAMINATE

**A ROBUST LOW MAINTENANCE
PARTITIONING SYSTEM PERFECT FOR:**

-  SPORTING AMENITIES
-  SCHOOLS & UNIVERSITIES
-  HOTELS & CLUBS
-  SHOPPING CENTRES
-  GYM CHANGE ROOMS
-  CORPORATE OFFICES
-  END OF TRIP FACILITIES
-  RECREATIONAL FACILITIES



DESIGN FEATURES

- ▶ 3 METLAM MODA CONCEALED SPRING HINGES
- ▶ MODA CONCEALED COAT HOOK
- ▶ SHOWERS COME WITH 2 EXTRA COAT HOOKS
- ▶ PRIVACY BEVEL STANDARD
- ▶ MODA SLIDE LOCK SYSTEM
- ▶ INDICATOR SET
- ▶ CONCEALED MODA BUMPER

WARRANTY

- ▶ COMPACT LAMINATE 10 YEARS
- ▶ HARDWARE 12 MONTHS
- ▶ LIFETIME INSTALLATION (IF INSTALLED BY AN INTERLOC REGISTERED INSTALLER)

BENEFITS

- ▶ EASY TO CLEAN
- ▶ MTO
- ▶ CUSTOM SIZES
- ▶ AVAILABLE AS TOILET OR SHOWER PARTITIONS
- ▶ CLEAN LINES OPTIMIZING A STREAMLINE EFFECT
- ▶ FLOOR MOUNTED INCREASES STRENGTH AND STABILITY

HARDWARE

- ▶ ALUMINIUM ANGLE FIXING
- ▶ STAINLESS STEEL FIXINGS
- ▶ NATURALLY ANODISED ALUMINIUM EXTRUSION
- ▶ POWDER COATING AVAILABLE UPON REQUEST



Concealed Moda Spring Hinges



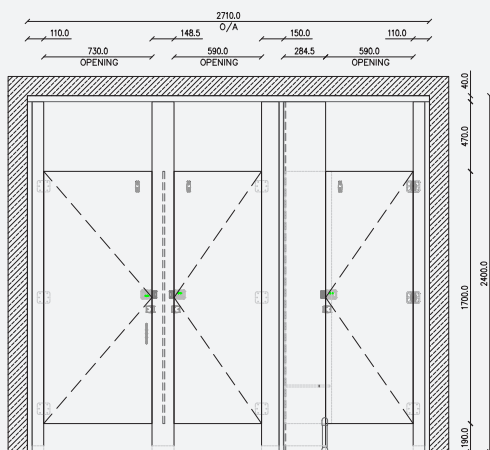
Concealed Moda Bumper



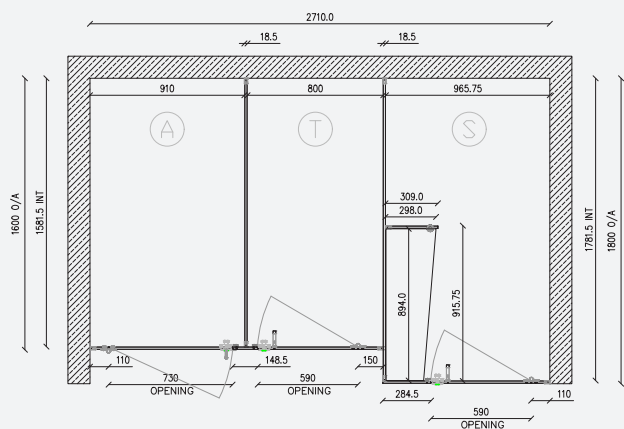
Moda Lock and Indicator



Concealed Moda Hat and Coat Hook



Elevation View



Plan View